

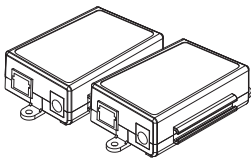
Quick Start Guide

EUP-01T / EUP-01R

Please read carefully the instruction manual before use. Contents of this manual are subject to change without prior notice for reasons such as functionality enhancements.

Rev.1.0

Package

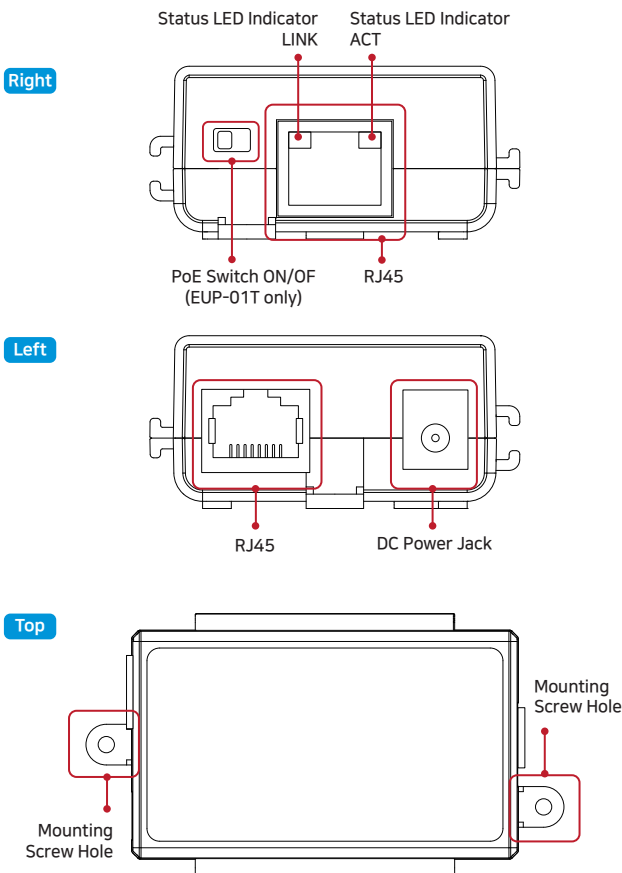


EUP-01T (Transmitter)
EUP-01R (Receiver)



Quick Start Guide

Hardware Overview



LED Indicators

Indicator	Color	Function
LINK	Orange	Ethernet Data Act
ACT	Green	Ethernet Connect Act

Overview

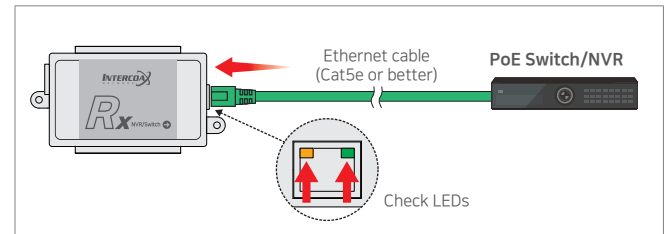
EUP-01 Series are High-Speed, long distance Ethernet & PoE extender that makes possible to transmit the Ethernet signal and PoE up to 400m through UTP cable. It is cost-effective and time saving solution to migrate existing system to IP based system since EUP-01 series support easy installation utilizing the existing UTP cables. With long distance transmission feature, the device makes to overcome 100 meters distance limitation easily and reduces the construction cost significantly compared with fiber optic configuration.

Features

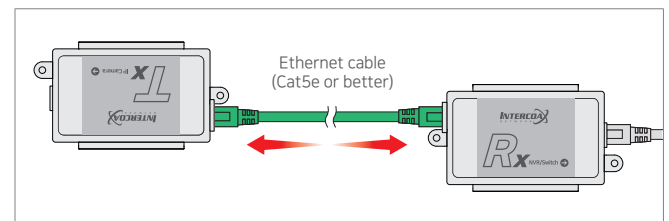
- Long reach Ethernet & PoE extension over UTP cable
- Data + Power over UTP cable
- Data & PoE distance up to 400m
- Data up to 100Mbps
- 100Mbps Full Duplex
- Multicast ready
- PoE, PoE+, Extra PoE (Max. 60W PoE output, EUP-01T model only with DC Power adaptor)
- PoE ON/OFF Switch (EUP-01T only)
- LED Indication (Data, Power)
- Plug & Play
- Built-in surge protection
- Support PoE, PoE+ Input (25.5W) from PoE Switch / PoE NVR
- Slim design

Installation Guide

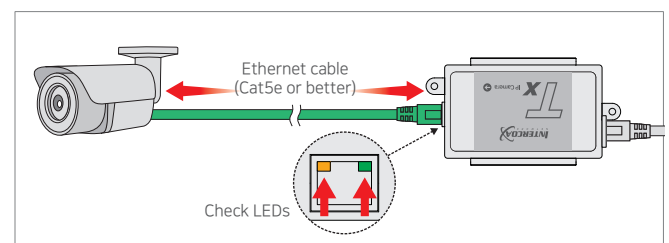
1. Connect Ethernet cable (Cat5e or better) from PoE Switch/NVR to EUP-01R. Check LEDs on EUP-01R.



2. Connect Ethernet cable to EUP-01R. Connect Ethernet cable from EUP-01R to EUP-01T.

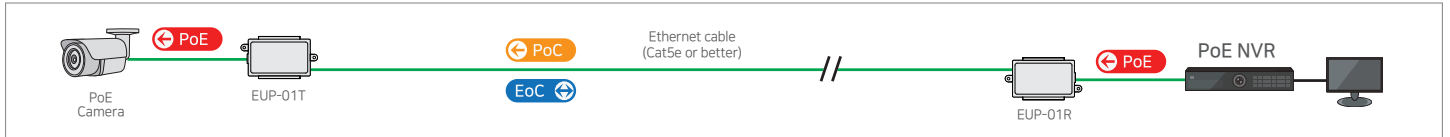


3. Connect Ethernet cable (Cat5e or better) from EUP-01T to IP Camera (PoE Model Only). Check LEDs on EUP-01T.
 - ➔ Set EUP-01T, PoE Switch ON to supply direct power to IP camera.
 - ➔ Set EUP-01T, PoE Switch OFF to connect PC or network switch devices.




Applications


[Simple IP and Power of Ethernet]



[High Power over Ethernet]



[Extra PoE (60W) over Ethernet]



Specification

Model		EUP-01T	EUP-01R
Interface	EoC Signal	1 x RJ45 - Ethernet over UTP (T-LinX)	
	Ethernet	1 x RJ45 - 10/100 Base-T with manual	
Transmission Rate		10/100Mbps Full Duplex	
Transmission Distance	Ethernet	up to 400 m (Cat5e UTP Cable)	
	PoE (PoC)	up to 400 m (Cat.5e / 20W)	
LED Indication	Ethernet	1 x Link (Yellow) / 1 x ACT (Green)	
Power	Input	B-Link or DC48V~57V	PoE Switch or DC48V~57V
	PoE Output	IEEE802.3af (PoE), IEEE802.3at (PoE+), Extra PoE up to 60W with 57V Power Adaptor	PoE Not Supported PoC Only
	PoE Input	Up to 25.5W (PD)	Up to 25.5W (PD)
Mechanical	Dimension	93(L) x 51(W) x 24(H)mm	
	Weight	52 g	
Environment	Operating Temp	-20 ~ 60°C	
	Storage Temp	-30 ~ 80°C	
	Relative Humidity	10% ~ 90%	
Compliance	Certification	FCC, CE, KC, RoHS	
	Surge Protection	IEC 61000-4-5 4kV(1.2 / 50us), 2kA(8 / 20us)	
Optional Accessories		57VDC / 1.2A External Power Supply	

Caution

- Please install the device following the installation guide.
- Do not touch the device and cable with wet hands.
- Keep away from moisture and shock.
- Do not install near any heat sources such as radiators, heat registers, stoves or other apparatus that produce heat.
- Indoor use only. (Use waterproof junction box when it is used in outdoor)
- Do not use for other purposes.
- Do not disassemble or modify this device.
- Do not put any sticker or paint on it.
- If this device is defective or malfunctioning, please unplug the power source immediately and contact dealer or service center.
- Please use the rated power supply for the product.
- Connect DC power to this device first and then to AC outlet when using DC power supply.

Warranty

- This device has passed the quality control and product inspection.
- Please install and use according to the installation guide.
- The warranty period for this product is 24 months from the date of purchase.
- If this device is defective or malfunctioning, please unplug the power adapter immediately and contact dealer or service center.
- Any damages or breakage from user's abuse, accident, modification or natural disasters will not be covered manufacturer's warranty.



INTERCOAX
NETWORK

Please visit below website for more detailed information.

Web: <http://www.intercoax.com> Tel: +82. 31. 365. 3133~4
E-mail: info@intercoax.com Fax: +82. 31. 365. 3135

Intercoax Co., Ltd.

This device complies with part 15 of the fcc rules. Operation is subject to the following two conditions :

- (1) This device may not cause harmful interference, and
- (2) This device must accept any interference received including interference that may cause undesired operation